




# 2016

# Expo Competition Guide



**SAVANNAH-CHATHAM COUNTY PUBLIC SCHOOL SYSTEM**

In partnership with the GA Department of Education STEM Festival



## Table of Contents

CTSO Competitions .....	3
Career Display Board.....	4
Membership Recruitment Challenge Display Board.....	6
Public Speaking .....	8
Extemporaneous Speech .....	10
X-Factor Job Interview .....	12
Public Service Announcement Contest.....	17
STEM Competitions.....	21
Mousetrap Car .....	22
Egg Drop .....	27
Straw Tower Challenge .....	29
Battle of the Blow Dryers.....	31
Iron Chef.....	32

### Registration Links:

CTSO Competitions:	<a href="http://goo.gl/forms/ya8PrRwc9J">http://goo.gl/forms/ya8PrRwc9J</a>
Public Service Announcement Contest:	<a href="http://goo.gl/forms/0dHHRJGnSE">http://goo.gl/forms/0dHHRJGnSE</a>
STEM Competitions:	<a href="http://goo.gl/forms/W4eIOLgUiV">http://goo.gl/forms/W4eIOLgUiV</a>
Battle of the Blow Dryers & Iron Chef:	<a href="http://goo.gl/forms/d5nnDgafLd">http://goo.gl/forms/d5nnDgafLd</a>

**Registration Deadline for ALL Competitions: December 4, 2015**

\*\*Please carefully read the competition guidelines provided in this booklet.



# CTSO Competition Guidelines

CTSO Competitions include Career and Membership Display Triptychs, Public Speaking, Extemporaneous Speaking, and X-Factor Job Interview. These competitions are for students who are current members of a Career Technical Student Organizations (CTSO). Students can be in middle school or high school.

CTSO advisors should register students for events by December 4. It is very important for CTOS advisors prepare students for the competitions by reviewing the scoring rubrics. It is extremely important for advisors to remind students about the Expo date and their competition times. After registration close, advisors will receive emails about individual/team competition times and requirements.

Please email [Amy.Perry@sccps.com](mailto:Amy.Perry@sccps.com) if you have questions.

**Registration Deadline: December 4, 2015**

CTSO Competition Registration Link: <http://goo.gl/forms/ya8PrRwc9J>



## 2016 Student Success Expo - CTSO Competition Guidelines

---

### Career – Triptych Display Board

**Objective:** CTSO chapter members should work together to create a display that highlights a career that directly relates to their CTAE pathway. The display board should include the career title and career description, work environment, pay, job outlook, career skills, and similar occupations. Pictures, professional preparation and career licensure or certification information may be included.

**Submission Information:** Students should submit their display to their respective advisor prior to the Student Success Expo. Each teacher will be responsible for setting up displays in the appropriate area within the Savannah Mall upon arrival. Displays should be set up by 8:30am. Judging will take place at 9:00am and winners will be announced at the awards ceremony at 2:30pm. **Triptychs received after 8:30am will not be judged.**

**Guidelines:** The Career display must meet the following criteria:

1. Display size is limited to 46" in width, 36" in height, and 18" in depth.
2. Any extra printed materials (i.e. pictures, handouts) must fit into display size area when setup. Any materials outside of the display area (46" x 36" x 18") will not be judged.
3. The following information must be included on all displays:
  - Name of School (on the **back** of triptych)
  - Name of CTAE Pathway
  - Team members names (on the **back** of triptych)
  - Title of Career being showcased
  - Statement about how the career relates to your pathway
  - Career description, work environment, pay, job outlook, and similar occupations
4. Teams may have up to five members. Each school can only submit one career display per pathway.
5. Be sure to review the scoring criteria while completing this project.

**Students CANNOT use the same board as previous years.**

## 2016 Student Success Expo - CTSO Competitions

### Career – Triptych Display Board

***Judges Rating Sheet***

Evaluation Item	<i>Not Demonstrated</i>	<i>Does Not Meet Expectations</i>	<i>Meets Expectations</i>	<i>Exceeds Expectations</i>	<i>Points Earned</i>
<b>Display</b>					
Career information presented in a clear and concise manner	0	1-3	4-7	8-10	
Team members accurately communicate information regarding career area/pathway	0	1-3	4-7	8-10	
Creativity of presentation, Uniqueness	0	1-3	4-7	8-10	
Career information included Career description, work environment, pay, job outlook, and similar occupations	0	1-3	4-7	8-10	
Display was within listed dimensions, school name and team members are listed on the back of the triptych.	0	1-3	4-7	8-10	
<b><i>Middle school and high school displays should be scored separately. Late submissions will not be scored.</i></b>					
<b>Subtotal</b>					
<b>Final Score 50/50</b>					

**For judges use only:**

CTSO: \_\_\_\_\_

CTAE Pathway: \_\_\_\_\_

School: \_\_\_\_\_ Middle School  High School

Judge's Signature: \_\_\_\_\_ Date: \_\_\_\_\_

Judges Comments: \_\_\_\_\_  
 \_\_\_\_\_  
 \_\_\_\_\_  
 \_\_\_\_\_

## 2016 Student Success Expo - CTSO Competition Guidelines

---

### Membership Recruitment Challenge – Triptych Display Board

**Objective:** Chapter members should work together to create a display that could be used to recruit new members to their CTSO chapter. The theme of the display should be “CTSO Membership Recruitment”.

**Submission Information:** Students should submit their display to their respective advisor prior to the Student Success Expo. Each teacher will be responsible for setting up displays in the appropriate area within the Savannah Mall upon arrival. Displays should be set up by 8:30am. Judging will take place at 9:00am and winners will be announced at the awards ceremony at 2:30pm. **Triptychs received after 8:30am will not be judged.**

**Guidelines:** The Membership Recruitment Challenge display must meet the following criteria:

1. Display size is limited to 46” in width, 36” in height, and 18” in depth.
2. Any extra printed materials (i.e. flyers, brochures, newsletter) must fit into display size area when setup. Any materials outside of the display area (46” x 36” x 18”) will not be judged.
3. Electricity will not be provided for the displays. Any electronic devices used within display must be battery powered and capable of lasting the duration of the expo.
4. The following information must be included on all displays:
  - Name of School (on the **back** of triptych)
  - CTSO Name
  - CTSO Emblem (local, state, or national)
  - CTSO Mission/Creed
  - Calendar of Events or Upcoming/Past Events
  - Team Member Names (on the **back** of triptych)
5. Each school’s CTSO chapters can only submit one display board for this competition per organization. Teams may have up to five members.
6. Be sure to review the scoring criteria while completing this project.

**Students CANNOT use the same board as previous years.**

## 2016 Student Success Expo - CTSO Competitions

### Membership Recruitment Challenge – Triptych Display Board

#### *Judges Rating Sheet*

Evaluation Item	<i>Not Demonstrated</i>	<i>Does Not Meet Expectations</i>	<i>Meets Expectations</i>	<i>Exceeds Expectations</i>	<i>Points Earned</i>
<b>Display</b>					
Defines CTSO and its purpose through with emblem, mission, creed, and other information.	0	1-3	4-7	8-10	
Information is presented in a clear and concise manner, Information is easy to read and understand.	0	1-3	4-7	8-10	
Creativity of Presentation, Uniqueness, Effectiveness of Message	0	1-3	4-7	8-10	
Includes and explains calendar or events or highlights of upcoming and/or past events	0	1-3	4-7	8-10	
Display was within listed dimensions, required elements school and team member names were on the back of triptych.	0	1-3	4-7	8-10	
<b><i>Middle school and high school displays should be scored separately. Late submissions will not be scored.</i></b>					
<b>Subtotal</b>					
<b>Final Score 50/50</b>					

**For judges use only:**

CTSO: \_\_\_\_\_

School: \_\_\_\_\_ Middle School  High School

Judge's Signature: \_\_\_\_\_ Date: \_\_\_\_\_

Judges Comments: \_\_\_\_\_  
 \_\_\_\_\_  
 \_\_\_\_\_  
 \_\_\_\_\_

## 2016 Student Success Expo - CTSO Competition Guidelines

---

### Public Speaking

**High School Topic:** *Students in this event must prepare a two minute speech on the topic, "What leadership and life skills have you obtained from participating in your CTSO?"*

**Middle School Topic:** *Students in this event must prepare a two minute speech on the topic, "What my CTSO means to me."*

**Eligibility:** No more than one student from each CTSO per school can compete in Public Speaking.

**Overview:** This event consists of delivering a two minute prepared speech at the Student Success Expo on January 9<sup>th</sup>. The purpose of this competition is to develop communication skills and promote interest in leadership and citizenship by providing member participation in public speaking activities.

**Guidelines:** Each speech must be two minutes in length. Points will be deducted for presentations under one minute and 30 seconds or presentations going over 2 minutes and 30 seconds. Students, not advisers, must prepare presentations. Please review the judging criteria to help prepare for this competition. The awards ceremony will be at 2:30pm. All competitors should be present. ***The winner will publicly recite the speech during the awards ceremony.***



Name: \_\_\_\_\_

Score: \_\_\_\_\_

School: \_\_\_\_\_

High School  Middle School

CTSO: \_\_\_\_\_

Adviser: \_\_\_\_\_

## Public Speaking Production Rating Sheet

Evaluation Item	Not Demonstrated	Does Not Meet Expectations	Meets Expectations	Exceeds Expectations	Points Earned
-----------------	------------------	----------------------------	--------------------	----------------------	---------------

### Content

Structured, organized, and related to topic	0	1-5	6-10	11-15	
Memorable central theme, achievement of purpose	0	1-2	3-4	5	
Supporting information is accurate and appropriate	0	1-2	3-4	5	

### Organization

Ideas are logical and original	0	1-3	4-7	8-10	
Strong supporting details	0	1-3	4-7	8-10	
Effective and memorable conclusion	0	1-3	4-7	8-10	

### Delivery

Extemporaneous delivery, not read from notes.	0	1-5	6-10	11-15	
Effective posture, body language, eye contact, and gestures	0	1-3	4-7	8-10	
Appropriate inflection, tone, emphasis and enthusiasm	0	1-3	4-7	8-10	
Presentation is sincere, interesting, clear, creative and convincing.	0	1-3	4-7	8-10	

**Total Points**

## 2016 Student Success Expo - CTSO Competition Guidelines

---

### Extemporaneous Speech

Participants will draw a card with a topic to give a two (2) minute speech relating to their CTSO. Fifteen (15) minutes of preparation time will be given.

**Eligibility:** Only one student from each CTSO per school can complete in Extemporaneous Speech.

**Overview:** This event consists of delivering a two minute on the spot speech at the Student Success Expo on January 9<sup>th</sup>. The purpose of this competition is to develop leadership, communication skills, and promote interest in leadership and citizenship by providing member participation in extemporaneous speech activities.

#### Explanation:

1. At his/her assigned time, each participant will draw one speech topic.
2. After having selected a topic, the participants enter a preparation room separate from the speech delivery room and are given fifteen (15) minutes to prepare a speech based on the topic drawn.
3. Next, students give their speech to a panel of judges.
4. Evaluators independently rate each speech according to the criteria on the official rating form.  
*(See scoring rubric for public speaking)*

#### Guidelines:

1. Each speech must be the result of the participant's own effort. No reference materials or devices may be used or brought to the preparation room.
2. Any notes for speaking must be written during the fifteen (15) minute preparation period. Each participant will be provided a maximum of three (3) 3" x 5" blank note cards that can be used during their presentation.
3. Each participant will have a different speech topic.
4. The awards ceremony will be at 2:30pm. All competitors should be in attendance.

Name: \_\_\_\_\_

Score: \_\_\_\_\_

School: \_\_\_\_\_

High School  Middle School

CTSO: \_\_\_\_\_

Adviser: \_\_\_\_\_

## Extemporaneous Speech Production Rating Sheet

Evaluation Item	Not Demonstrated	Does Not Meet Expectations	Meets Expectations	Exceeds Expectations	Points Earned
-----------------	------------------	----------------------------	--------------------	----------------------	---------------

### Content

Structured, organized, and related to topic	0	1-5	6-10	11-15	
Memorable central theme, achievement of purpose	0	1-2	3-4	5	
Supporting information is accurate and appropriate	0	1-2	3-4	5	

### Organization

Ideas are logical and original	0	1-3	4-7	8-10	
Strong supporting details	0	1-3	4-7	8-10	
Effective and memorable conclusion	0	1-3	4-7	8-10	

### Delivery

Extemporaneous delivery, not read from notes.	0	1-5	6-10	11-15	
Effective posture, body language, eye contact, and gestures	0	1-3	4-7	8-10	
Appropriate inflection, tone, emphasis and enthusiasm	0	1-3	4-7	8-10	
Presentation is sincere, interesting, clear, creative and convincing.	0	1-3	4-7	8-10	

**Total Points**

---

## 2016 Student Success Expo - CTSO Competition Guidelines

---

### X-Factor Job Interview

*In this event, students will complete two “rounds” of competitions at the school level. A winner at the school level will move to the final round at the Student Success Expo where he/she will compete in a job interview with a panel of judges.*

**Eligibility:** This event is for juniors and seniors.

**Overview:** This competition starts within the classroom. Teachers who want to participate in the competition will conduct “rounds” with his/her students at the school level to determine who will represent your school’s pathway at the Student Success Expo X-Factor-Final Interview.

#### **Explanation:**

Round 1 (school level): Students will first complete the job application for the position of Office Manager. Students should be taught the importance of an application and the do’s and don’ts of filling out an application. Next, students will fill out the application. All students will move to Round 2 if the applications are completely filled out.

Round 2 (school level): Students will receive a job description for the position of an Office Manager. Students will submit a current resume with cover letter to fit the job description. Teachers should give students the job description, teach the importance of a resume, and teach students how to create a resume. Based on their professional judgment, the teacher will select the top two participants to represent their school for Round 3, which is a job interview at the Student Success Expo.

Round 3/Final Round (at the Student Success Expo): Selected students will be scheduled for a job interview with a panel of judges. Students will be interviewing for the office manager position for which they submitted the resume and application.

#### **Guidelines:**

1. Each resume and cover letter must be the result of the participant’s own effort.
2. The awards ceremony will be at 2:30pm, all competitors should be in attendance.
3. Students must come to the Student Success Expo in professional business attire, ready for their job interview.
4. Students who do not report promptly at their interview time will forfeit their interview.
5. Teachers should review job interview skills and protocols with students.

Job Description (on the next page)

Job Application (included in the following pages, CTSO advisors will also receive the application electronically)

Interview Evaluation Form (to be used by judge’s panel)

## Job Description- Office Manager

### **Job Overview**

A personable and professional receptionist/office manager/administrator is sought after by a friendly company with opportunity for growth.

### **Responsibilities will include:**

- Planning and managing logistics for events
- Managing Outlook calendars for multiple leaders in the company
- Greeting customers with exemplary customer service
- Interfacing with vendors and managing these relationships
- Managing invoicing and payments
- Operating the phone board and directing calls as needed

Company: Undisclosed  
Job Type: Administrative  
Base Pay: \$14.00/Hour  
Industry: Other

Reference ID: 413555  
Required Education: Not Specified  
Required Experience: Not Specified  
Location: Savannah, GA 31402

### **Requirements**

- Professional and courteous attitude
- Customer service orientation
- Excellent verbal and written communication skills
- Excellent phone skills are a must
- Strong analytical and problem solving skills
- Proven organizational and follow-up skills
- Proficiency in Microsoft Office (Word, Outlook, Excel, and PowerPoint)
- Knowledge of social media is a plus

# APPLICATION FOR EMPLOYMENT

Date \_\_\_\_\_

*Directions: Type or print in blue or black ink. Answer all questions which are applicable. Please do not state "See Resume".*

## PERSONAL INFORMATION

Last Name _____	First Name _____	Middle _____
Address _____	City _____	State _____ Zip _____
Phone _____	Day Phone (if Different) _____	Social Security Number _____
Fax Number _____	E-Mail Address _____	

## EMPLOYMENT INFORMATION

Position for which you are applying \_\_\_\_\_

Are you employed at the present time?  If yes, please complete the information below

Employer's Name: \_\_\_\_\_

Employer's Address: \_\_\_\_\_

1. How long have you been with this employer? \_\_\_\_\_ Present Salary: \_\_\_\_\_

2. If offered a position, when can you report for work? \_\_\_\_\_

3. If hired can you show proof of your legal right to work in the U.S.? Yes  No

4. Have you ever been dismissed, or asked to resign from any position? Yes  No

5. Have you ever been convicted of a felony, or a misdemeanor which resulted in imprisonment? A yes answer to the above question does not necessarily disqualify an applicant from employment. Yes  No

If yes to number 4 or 5, please explain: \_\_\_\_\_

## EDUCATION

Please list on the following lines all schools attended and any other pertinent information about your education.

School(s)	Subjects Studied (if applicable)
High School _____	_____
College (including dates attended) _____	_____
_____	_____

<b>EMPLOYMENT EXPERIENCE (List most recent experience first)</b>		
Name & Address	Position(s) Held	Dates (Start - End)

<b>REFERENCES</b>		
Name & Address (Include City, State, Zip)	Phone	Relationship

The following section is to be completed by applicant for an OFFICE POSITION:

Can you type? \_\_\_\_\_ How many words per minute? \_\_\_\_\_

Computer Skills      Macintosh \_\_\_\_\_ PC \_\_\_\_\_

Please provide computer and software knowledge below:

\_\_\_\_\_

\_\_\_\_\_

\_\_\_\_\_

\_\_\_\_\_

I certify that all statements made herein and on the enclosed resume are true and correct to the best of my knowledge. I authorize investigation of all statements herein recorded. I release from liability all persons and organizations reporting information required by this application.

\_\_\_\_\_  
Signature

\_\_\_\_\_  
Date

**\*\*CTSO Advisors will receive an electronic version of the Job Application that can be shared with students.**

# X-Factor Scoring Sheet

Name: \_\_\_\_\_  
 School: \_\_\_\_\_  
 CTSO: \_\_\_\_\_  
 Adviser: \_\_\_\_\_

## Production Rating Sheet

Evaluation Item	Not Demonstrated	Does Not Meet Expectations	Meets Expectations	Exceeds Expectations	Points Earned
-----------------	------------------	----------------------------	--------------------	----------------------	---------------

### Professional Presentation

Demonstrates proper nonverbal communication (eye contact, posture, facial expressions, body language, smile)	0	1-2	3-4	5	
Demonstrates a strong introduction (smile and handshake) and closing (thanks interviewer)	0	1-2	3-4	5	
Demonstrates self-confidence, takes initiative, and is enthusiastic	0	1-3	4-7	8-10	
Professional appearance	0	1-2	3-4	5	

### Interview

Demonstrates the ability to understand and respond to interview questions	0	1-5	6-10	11-15	
Relates previous experience/activities with position's duties and skills necessary to succeed (realistic appraisal of self)	0	1-5	6-10	11-15	
Possesses knowledge about the position and career field	0	1-3	4-7	8-10	
Possesses excellent communication skills, and uses appropriate grammar, and uses appropriate length of time to answer questions	0	1-5	6-10	11-15	
Participant asks questions that demonstrates interest in organization and understanding of position	0	1-2	3-4	5	

### Application Materials

Effectiveness of application materials (resume, letter of application, and job application)	0	1-5	6-10	11-15	
---	---	-----	------	-------	--

### COMMENTS:

**Total Points**

Judges Signature: \_\_\_\_\_ Date: \_\_\_\_\_





# Public Service Announcement (PSA) Competition Guidelines

The Juvenile Diabetes Research Foundation (JDRF), Memorial Health, and the Savannah Chatham County Public School System have come together to raise awareness about Type 1 Diabetes (T1D). As part of our efforts, we are hosting a Public Service Announcement Competition for all grade levels. Winners will be announced at the 2016 SCCPSS Student Success Expo, January 9, 2016 at the Savannah Mall.

Please email [Amy.Perry@sccpss.com](mailto:Amy.Perry@sccpss.com) if you have any questions about the PSA competition.

Teachers should register students for this event by December 4, 2015.

**PSA Registration Link:** <http://goo.gl/forms/0dHHRJGnSE>

## **2016 Student Success Expo**

### **Public Service Announcement Competition Guidelines**

The Juvenile Diabetes Research Foundation (JDRF), Memorial Health, and the Savannah Chatham County Public School System have come together to raise awareness about Type 1 Diabetes (T1D). As part of our efforts, we are hosting a Public Service Announcement Competition for all grade levels. Winners will be announced at the 2016 SCCPSS Student Success Expo, January 9, 2016 at the Savannah Mall.

**Registration Deadline: December 4, 2015**

**Registration Link: <http://goo.gl/forms/OdHHRJGnSE>**

**Objective:** Public Service Announcements are intended to educate the public's interest by raising awareness about an issue or topic that affects many people. Individuals/teams in this competition will create a Public Service Announcement raising awareness about the differences between Type 1 and Type 2 Diabetes. This can be an individual or team competition and is open to all grade levels. Teams may have up to five students.

Public Service Announcements created for this competition must be 30-60 seconds in length and submitted on a DVD. We will not accept picture slide shows as PSAs. Submissions must include some live action footage. Students should produce PSA's with little assistance from advisors/teachers. Any works considered "not their own" will be disqualified.

**Submission Information:** Students will submit entries to the Office of College & Career Readiness (Attn: Amy Perry, 402 Market Street, Savannah, GA 31408) by Friday, December 11. DVD's must be clearly labeled with the school name, grade level, student names, and teacher name. ***In addition, teams MUST complete the online registration form by December 4.***

PSA's will be judged by grade level groups. The grade level groups are: K-2<sup>nd</sup> (elementary level one), 3<sup>rd</sup>-5<sup>th</sup> (elementary level two), 6<sup>th</sup> - 8<sup>th</sup> (middle level), 9<sup>th</sup>- 12<sup>th</sup> (high school level). First, second, and third place winners will be recognized for each level. The First Place PSA's will be viewed at the 2016 Student Success Expo during the awards ceremony. Prizes will also be awarded to First, Second, and Third place winners for each grade level group.

#### **Guidelines:**

1. Teams may have up to five members. Individual submissions will also be accepted. Team members must be part of the same grade level groups: K-2<sup>nd</sup> (elementary level one), 3<sup>rd</sup>-5<sup>th</sup> (elementary level two), 6<sup>th</sup> - 8<sup>th</sup> (middle level), 9<sup>th</sup>- 12<sup>th</sup> (high school level).
2. Teams are to create a Public Service Announcement raising awareness about Type 1 and Type 2 Diabetes, along with their differences.
3. PSAs should be 30-60 seconds in length. (only the first 60 seconds will be viewed)

4. Teams must submit a typed description of the PSA that includes:
  - a. School Name
  - b. Team Members Names
  - c. Grade Level
  - d. Teacher's Name
  - e. Answers to questions 1-4 listed below from brainstorming activity.
  - f. List of software and equipment used to create PSA.
  - g. List of credits/resources used to gather information.

**\*\*Typed description MUST be turned in with the PSA DVD.**

5. Submissions for this competition are due to the Office of College & Career Readiness, Attention: Amy Perry, 402 Market Street, Savannah, GA 31408, by December 11, 2015.
6. Along with submitting the DVD and written description by December 11, **teams MUST register online for this competition.** Register online by December 4 at the link below.
7. Registration Link: <http://goo.gl/forms/0dHHRJGnSE>

#### **How to get started:**

Students should first brainstorm the following questions. The answers to these questions must be included in the written description turned in with the PSA DVD.

1. Target Audience: Who do I want to reach with my message?
2. Message: What is my message? What do I want the viewer to do? How can the viewer help solve the problem?
3. Action Step: What is the call to action? What do I want the viewer to do? How can the viewer help solve the problem?
4. Significance of issue to the Public: Why is this issue important to the public?

Please encourage students to visit the Juvenile Diabetes Research Foundation (JDRF) website at [www.jdrf.org](http://www.jdrf.org) to get more information about Type 1 Diabetes.

---

#### **Scoring Information:**

Please review the scoring information for the PSA competition. Submissions will be scored by grade level groups: K-2<sup>nd</sup>, 3<sup>rd</sup>-5<sup>th</sup>, 6<sup>th</sup>-8<sup>th</sup>, 9<sup>th</sup>-12<sup>th</sup>. Students should read the judges rating sheet carefully prior to beginning their PSA.

**Judges Rating Sheet**

Evaluation Item	<i>Not Demonstrated</i>	<i>Does Not Meet Expectations</i>	<i>Meets Expectations</i>	<i>Exceeds Expectations</i>	<i>Points Earned</i>
<b>Public Service Announcement Competition</b>					
<b>Content/Facts:</b> The message is about the given topic and is based on accurate and verifiable information.	0	1-3	4-7	8-10	
<b>Technical Aspects:</b> Video reflects effective camera work, editing skills, use of light and sound that add to the overall mood/message/theme of the piece.	0	1-3	4-7	8-10	
<b>Creativity:</b> The message is told in unexpected ways, elements in the message are woven together with insight and imagination grabbing the attention of the audience.	0	1-3	4-7	8-10	
<b>Tag Line:</b> The message is clear and concise, a single thought or phrase within the PSA summarizes the entire message.	0	1-3	4-7	8-10	
<b>Written Description:</b> Answers the four questions provided, includes information: school, members, names, etc., includes list of software/equipment	0	1-3	4-7	8-10	
Judges can give 0-10 points for each area.					
<b>Subtotal</b>					
<b>Final Score 50/50</b>					
<b>COMMENTS</b>					

Judges Signature: \_\_\_\_\_ Date: \_\_\_\_\_



# STEM Competitions

The Georgia Department of Education is dedicated to preparing students for 21st Century workplace careers by providing high quality educational opportunities in science, technology, engineering, and mathematics (STEM) fields. In Georgia, STEM education is defined as an integrated curriculum (as opposed to science, technology, engineering, and mathematics taught in isolation) that is driven by problem solving, discovery, exploratory project/problem-based learning, and student-centered development of ideas and solutions.

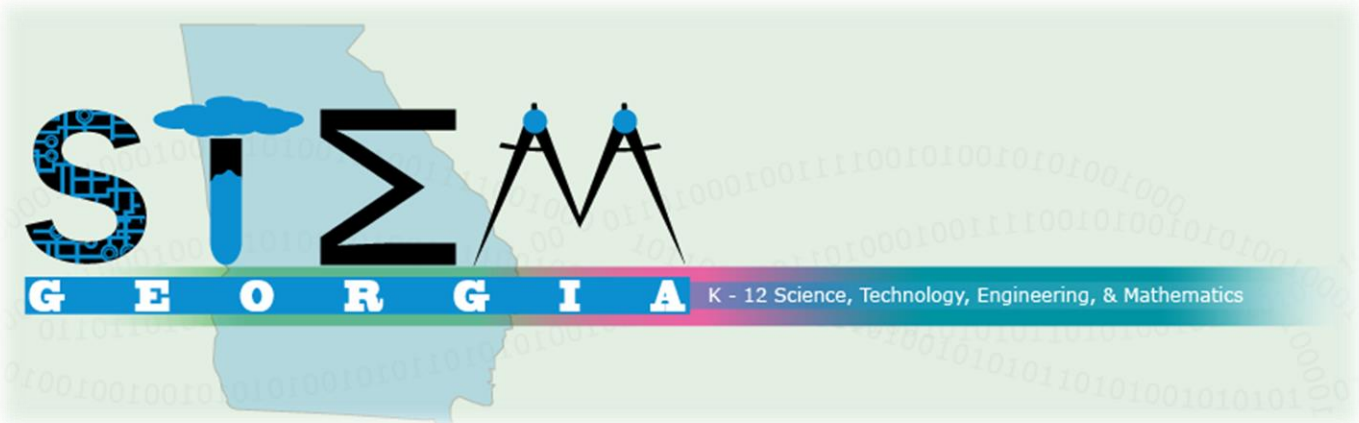
The following competitions relate to STEM. STEM competitions are open to students in grades K-12.

Please email [Amy.Perry@sccpss.com](mailto:Amy.Perry@sccpss.com) if you have any questions about these competitions.

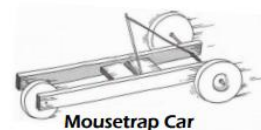
Teachers should register students for these events by December 4, 2015.

STEM Registration Link: <http://goo.gl/forms/W4eIOLgUiV>

**\*\*Teacher sponsors are required to attend the Expo. Teacher sponsors must bring teams to the competition area and chaperone teams during the competition.**



**2016 Student Success Expo**  
**CTSO Competition Guidelines for Mousetrap Car Competition**



---

**NEW! Mousetrap Car Competition**

**Objective:** This competition generally follows the guidelines stated in the 2015-16 SECME National Student Competitions Guidelines. Students will work in engineering teams to build a mousetrap car that will compete against other mousetrap cars for the greatest performance score at the 2016 Student Success Expo, January 9 at the Savannah Mall. “Mousetrap Car Performance Runs” will take place at the Expo. Students will construct their mousetrap cars prior to the Student Success Expo.

Please note: there will NOT be a Technical Report of the Mousetrap Car, NO Team Interview with Judges or NO Design Drawing of Mousetrap Car (those components are part of the SECME National guidelines but we will not include those competitions in our competition).

**Eligibility:** This is a team competition and teams can be up to three students. All SCCPSS students in K-12 are eligible to participate in the competition.

**Submission Information:** Students/schools are responsible for furnishing the supplies for the cars. Students will build the cars based on the provided guidelines. Student engineering teams will bring their completed cars to the Expo to compete. Team teacher sponsors must register teams on the link below by December 4. Teacher sponsors must bring students to the competition area and chaperone teams during the competition.

**Guidelines:**

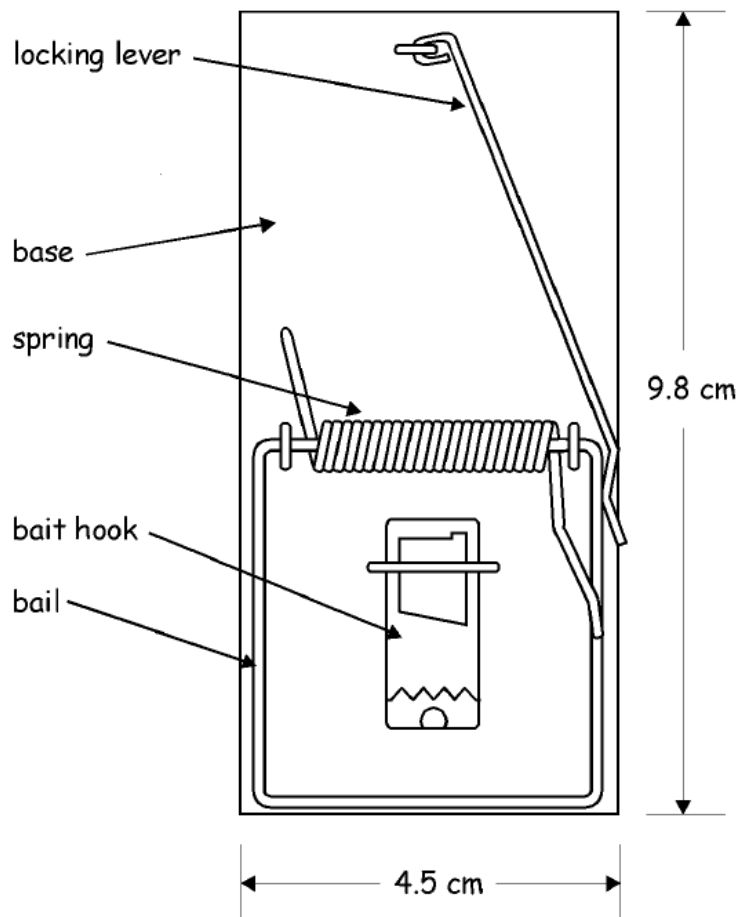
This competition requires teams to construct their mousetrap car prior to the Expo. The construction guidelines for K-12 are the same but the performance scoring is different. Carefully read the information below.

**Car Construction & Design**

1. A standard mousetrap, usually about 4.5 x 10 centimeters and weighing about 25 grams MUST be used to build the car.
2. The standard mousetrap MUST have one single spring (not two small springs). Standard mousetraps with more than one spring are not allowed.
3. Components of the mousetrap are: wooden base (on which other components are mounted), spring, bail, locking lever, and bait hook (see component sketch on next page).
4. The mousetrap’s “single” spring must be the sole source of power. You may NOT use rubber bands, CO<sub>2</sub> boosters, or any other agent or element for extra power.

5. In design and construction of the car, the original mousetrap spring and wood base MUST remain intact. These two components may NOT be cut or altered in any way—physically, chemically, or thermally. Only the locking lever and bait holder (and the staples that hold them on) may be removed from the base, if desired. The bail may be straightened from its original bent configuration but NOT cut (shortened), added to (lengthened), or reinforced. It must remain as a component of the completed car.
6. The spring must be visible and/or accessible to the judges for inspection.
7. The car must have a minimum of three wheels and can be made as long or short as desired as long as requirement #5 above is met.
8. Cars will be tested on a smooth flat surface. Distance will be measured from the front of the front wheel(s) at the starting point to the front of the front wheel(s) at the stopping point of travel, utilizing a straight line to connect the two points (total displacement and not the path traveled).
9. There will be two runs for each car and the run with the highest performance score will be used for final scoring of the mousetrap car's performance.

Standard Mousetrap Diagram



### **PERFORMANCE SCORING FOR K-5 (Elementary Level)**

The Performance score for the car run is:  $F=D/D_L \times 100$

D= Distance the car travels in centimeters. Distance will be measured from the front of the front wheel(s) at the starting point to the front of the front wheel(s) at the stopping point of travel, utilizing a straight line to connect the two points. There is NO MINIMUM OR MAXIMUM distances. If the mousetrap car stops due to hitting an object or wall, the distance will be measured from the starting point to the point of impact. So that all teams have the same advantages/disadvantages, OBJECTS WILL NOT BE MOVED (chairs, cones, tables, signs, etc.) during the competition to allow a mousetrap car to gain more distance.

$D_L$ =the longest distance measured at the competition.

F=the final Performance score

---

### **PERFORMANCE SCORING FOR 6-12 (Middle and High School Levels)**

Two formulas are used to calculate the Performance Score for middle and high school car runs:

$$N=(w/W) * (D/L) + D/T \quad \text{and} \quad F=N/N_L * 100$$

N= the performance run score

W=average weight of a standard mousetrap measured in grams (always a constant 25g)

D= distance the car travels (measured in centimeters). The mousetrap car will be measured from the front of the front wheel(s) at the starting point to the front of the front wheel(s) at the stopping point of travel, utilizing a straight line to connect the two points. There is NO MINIMUM or MAXIMUM distances. IF the mousetrap car stops due to hitting an object or wall, the distance will be measured from the starting point to the point of impact. So that all teams have the same advantages/disadvantages, objects will not be moved (chairs, cones, tables, signs, etc.) during the competition to allow a mousetrap car to gain more distance.

L=the car's length measured in centimeters. The mousetrap car will be measured from the furthest point of the front of the car to the furthest point of the rear of the car while the car is at resting state and the spring unwound. Please refer to Mousetrap Car Drawing Example on the next page for more information on how to measure L.

T=the total time the mousetrap car travels from the starting point to the stopping point measured in seconds.

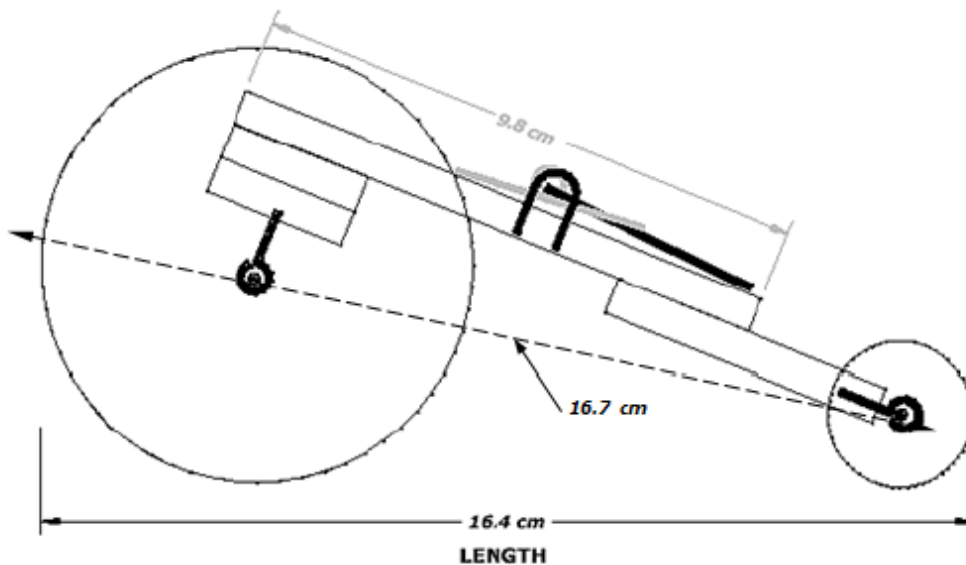


$N_i$ =the highest Performance score at the competition.

F=the final Performance score.

\*Judges will measure “L” (see illustration below) and “W” prior to the mousetrap car Performance runs. These measurements, together with “D” and “T” (determined by the car’s performance), are used to calculate “N” in the formula above.

**Measurement of “L,” the Mousetrap Car’s Longest Dimension**  
(From the farthest point at the front of the car to farthest point at the rear of the car)



“L” is the car’s length (measured in centimeters) from the farthest point at the front of the car to the farthest point at the rear of the car while the car is at a resting state and the spring unwound. If the bail has been straightened and protrudes past the front or rear of the car, the measurement will be taken from the end of the bail to the other end of the car.

**L (for this example) = 16.4 cm**

**Judging Information**

All cars must be inspected by the judges before they can compete. *“Cars will be tested on a smooth flat surface. Distance will be measured from the front of the front wheel(s) at the starting point to the front of the front wheel(s) at the stopping point of travel, utilizing a straight line to connect the two points (total displacement and not the path traveled). There will be two runs for each car and the run with the highest performance score will be used for final scoring of the mousetrap car’s performance.<sup>1</sup>”* There are a few other variables other than total distance that will determine middle and high school team’s final performance.

K-5: Judges will use the formula stated above and will use the scoring form on the following pages.

6-12: Judges will use the formula above and the scoring form on the following pages. \*Note: the judging for elementary and middle/high are slightly different.

Each group [K-2, 3-5, 6-8, and 9-12] will be have a first, second, and third place winner. There will also be an overall winner for fastest car at each level: k-2, 3-5, 6-8, 9-12. Awards will be presented at the awards ceremony at 2:30pm.

**Elementary School Division Sample Score Sheet**

Team Name			
School Name			
District		State	
Student Name #1		Grade	
Student Name #2		Grade	
Student Name #3		Grade	
Judge's Name		Date	
Regional/District/State Sponsor (if applicable):			
First Run Distance		Second Run Distance	

Mouse-trap Car Performance Point Score: F=

**School Division Sample Score Sheet**

Team Name			
School Name			
District		State	
Student Name #1		Grade	
Student Name #2		Grade	
Student Name #3		Grade	
Judge's Name		Date	
Regional/District/State Sponsor (if applicable):			
Distance:	First Run		Second Run
Time:	First Run		Second Run

$$N = \left(\frac{w}{W}\right) * \left(\frac{D}{L}\right) + \frac{D}{T}$$

&

$$F = \frac{N}{N_L} * 100$$

## 2016 Student Success Expo - STEM Competitions

---

### Egg Drop Competition

**Objective:** The contestants shall design and build a shipping container that will prevent an uncooked chicken egg (Grade A Large) from cracking when dropped from the second floor of the Savannah Mall to the first floor. The container must be less than 800 cm<sup>3</sup> in volume, with no single dimension longer than 25 cm. The maximum weight, including the egg, cannot exceed 1,000 grams. Contestants must be able to remove the egg without damage. A maximum of 30 seconds will be allowed to open the container, place the egg in the container and re-seal it. After the drop, 30 seconds to unseal, show the undamaged egg, replace it and re-seal the container.

**Materials:** Any material may be used in the design, as long as the structure meets the design requirements and contest rules.

#### Requirements:

1. Teams are to bring their completed structure to the STEM Competition.
2. No kits or pre-made designs may be used. The structure must be the team's original invention.
3. The structure must be completely released (no strings or other attachments).
4. The structure must land in a designated target area.
5. No propulsion systems will be allowed.
6. No gases (e.g., helium) other than air can be present in the structure when it is weighed.
7. Inside air space will not be subtracted out. Volume will be calculated based on the shape of the containers.

#### Judging:

1. Grade A large eggs will be supplied at the contest. Contestants cannot bring their own egg.
2. All containers must be turned in at the check in table to be measured and inspected by judges before they are dropped.
3. Once an egg is weighed-in with the structure, that egg cannot be exchanged with another.
4. The egg must be placed into the container on-site. A maximum of 30 seconds will be allowed to place the egg into the container and remove it. Exceeding this time limit will lead to disqualification from the contest.
5. If the egg is damaged during placement in the container, the team will be disqualified.
6. The score will be based on the equation:  $T = 75S / (W + L^2 + V)$

Where  $S$  is the success factor with values:

$S = 100$  if egg does not break

$S = 1$  if egg breaks

$W =$  Weight (grams)

$L =$  Longest dimension

$V = \text{Volume (cm}^3\text{)}$

$T = \text{Total points value}$

- The eggs will be dropped from the second floor of the mall.
- The winner will be determined by the team with the highest score (T).

**NOTE: Containers must meet volume requirements to qualify for competition.**

### Egg-Drop Competition

(Sample Evaluation Worksheet)

Check one grade level:     K-2     3-5     6-8     9-12

School Name: \_\_\_\_\_

Team Name: \_\_\_\_\_

Students' Names: \_\_\_\_\_

Judge's Name: \_\_\_\_\_ Date: \_\_\_\_\_

This section to be completed only by the judges.

$L =$  \_\_\_\_\_ Longest Dimension (centimeters)

$V =$  \_\_\_\_\_ Volume (cm<sup>3</sup>)

$W =$  \_\_\_\_\_ Weight (grams)

$S =$  \_\_\_\_\_ 100 points if the egg does not break; 1 point if egg does break

$$T = \frac{75S}{(W + L^2 + V)}$$

$T =$  \_\_\_\_\_  $T_1$  (winner) = \_\_\_\_\_

FINAL Overall Score:  $T \frac{\quad \times 100}{T_1(\text{winner})} =$  \_\_\_\_\_ points

DROP #1 Survived: \_\_\_\_\_ Yes \_\_\_\_\_ No

## 2016 Student Success Expo - STEM Competitions

---

### Straw Tower Challenge Guidelines

**Objective:** For this competition, teams are trying to build the tallest free-standing tower using straws and masking tape. Students will construct the straw towers at the Student Success Expo on January 9, 2016.

**Provided Materials:** 10 straws, and 10 cm of masking tape

**Rules:**

1. You may work in groups of 2, 3, or 4.
2. Your tower must be free-standing – it cannot be attached to a person, desk, the floor, ceiling, etc.
3. Before your tower can be measured, it must stand on its own for at least 10 seconds.
4. Your tower can be made of the provided materials ONLY.
5. You may use scissors, but they cannot be a part of, or touching any part of, your tower at judging time.
6. All decisions made by the judge are final. Arguers will be disqualified!

**Judging:**

(Sample Evaluation Worksheet)

Check one grade level:     K-2     3-5     6-8     9-12

School Name: \_\_\_\_\_

Team Name: \_\_\_\_\_

Students' Names: \_\_\_\_\_

Judge's Name: \_\_\_\_\_ Date: \_\_\_\_\_

Straw Tower Height:

\_\_\_\_\_ (cm) \_\_\_\_\_ (m)



# Battle of the Blow Dryers & Iron Chef

Returning this year, are the Battle of the Blow Dryers and Iron Chef competitions for middle and high school students! We are aware that there are many talented students in our district who are not enrolled in the Cosmetology or Culinary Programs. We want to encourage all undiscovered talented students to consider registering for and competing in these events!

The BATTLE OF THE BLOW DRYERS AND IRON CHEF COMPETITIONS ARE OPENED TO ALL MIDDLE AND HIGH SCHOOLS STUDENTS! STUDENTS DO NOT NEED TO BE ENROLLED IN THE CLASSES TO COMPETE!

Each school is allowed to have one team (in each event).

The Student Success Expo will be January 9, 2016 at the Savannah Mall!

Please call the Office of College & Career Readiness at 912.395.6765 or email [Amy.Perry@sccpss.com](mailto:Amy.Perry@sccpss.com) if you have any questions about these competitions.

Teachers should register students for these events by December 4, 2015.

Registration Link: <http://goo.gl/forms/d5nnDgafLd>



# Are you ready for the Battle of the Blow Dryers COMPETITION?



**Student Success Expo - January 9, 2016 @ Savannah Mall**

## Rules and Regulations

2016 Battle of the Blow Dryers Theme: **Vintage 1950s**

The objective of the battle is to introduce future student stylists to the hair industry. Stylists participating in the competition will have 90 minutes to complete and showcase their work. The stylist will present a central theme. Hair models will showcase the final hairstyle on the stage with music.

## General Rules

1. Each Competing Team of 1-4 members must have (1) live model.
2. Competitors are responsible for their work tools. (If you do not have tools, you must contact Ms. Tera Benyard at [tera.benyard@sccpss.com](mailto:tera.benyard@sccpss.com) by November 13, 2015.
3. The decision of the judges is final.
4. Contestants and models must be in the staging area (20 minutes prior to the starting time which is 9:00 a.m. (NO EXCEPTIONS!))
5. Only authorized personnel will be allowed back stage.
6. All contestants and models must be checked in at the Fashion Show stage no later than 12:30 p.m.
7. Outfits must be appropriate and represent the theme.
8. There will only be 4 minutes to showcase style on the stage.
9. Hair must be finished, polished, and related to the theme.
10. The theme this year is: **Vintage 1950s**
11. Work must be done on live model and in front of your booth.
12. PLEASE COME TO BATTLE!!



**Registration Link:** <http://goo.gl/forms/d5nnDgafLd>

**Registration Deadline: December 4, 2015**

Judging Criteria	
Originality/Theme	Total: 25
Creativity	Total: 25
Overall Style	Total: 25
Audience Participation	Total: 25



As required by Title VI of the Civil Rights Act of 1964, Section 504 of the Rehabilitation Act of 1973, Title II of the Americans with Disabilities Act, Title IX of the Education Amendments of 1972, the Age Discrimination Act of 1975, and the Americans with Disabilities Act of 1990, Savannah-Chatham County Public School System does not discriminate on the basis of race, color, national origin, sex, age, or disability in admission to its programs, services, or activities, in access to them, in treatment of individuals, or in any aspect of their operations. For additional information or referral to the appropriate system coordinator, contact the system superintendent's office at 208 Bull Street, Savannah, Georgia 31401

# IRON CHEF

## Student Success Expo Competition

The Iron Chef competition will be similar to the show on the Food Network; however, with a twist. Each team will be given a maximum of 2 hours to complete 2 dishes; a main dish and a soup, salad or dessert. Both dishes must incorporate the Secret Ingredient (will be provided the day of competition). The dish that you will be required to prepare may include chicken, vegetables, or rice. The dessert ingredients may include: fruits, sauces, whip cream, pre-made cakes, cookies or brownies.

**You may research recipes and prepare your own recipe cards.**

All ingredients must be used in the preparation of the dishes. The challenge is to outperform the other teams (4 students) in creativity and taste.

Competition will start at 10:00 a.m. and finish at 12:00 p.m. You will prepare your presentation plate of food and get it to the judging area no later than 12:10 p.m. Please plan accordingly as dishes must be served to judges at a temperature appropriate for eating. Any dish not ready on time may be disqualified from the judging.

### INGREDIENTS!

The following items will be provided to each team:

- 2 Burners (No oven or microwave will be available).
- Pans
- Various Seasonings
- Ingredients
- Utensils and serving dishes

There will be a panel of judges for every 3 teams. Each judge can award up to 20 points per entry. The team will be required to tell the judges how they incorporated the "Secret Ingredient" into both of their dishes.

- Up to 8 points will be awarded for taste
- Up to 6 points for best use of the "Secret Ingredient"
- Up to 4 points for teamwork and member participation
- Up to 2 points for presentation

Safety and cleanliness are a must. Keep your prep area clean. Remember, this is supposed to be a fun competition where the demonstration of cooking skills is the main focus!



## STUDENT SUCCESS EXPO

January 9, 2016

PLEASE CONTACT THE OFFICE OF COLLEGE  
& CAREER READINESS AT  
(912) 395-6765  
IF YOU HAVE ANY QUESTIONS

DEADLINE TO REGISTER IS 12/4/2015

REGISTRATION LINK:  
[HTTP://GOO.GL/FORMS/D5NNDGAFLD](http://goo.gl/forms/d5nndgafld)

